



FUNDAMENTALS

The industry's only 2 page analysis that helps you understand the strengths and weaknesses of **Your Super**

SuperRatings Assessment

A "best value for money" superannuation fund. Well balanced across all key assessment criteria in a robust, secure and proven risk framework. The fund provides features that should assist most individuals to meet their retirement savings goals.

You should contact your financial adviser or this fund before making an investment decision.

Investment Performance*	Good	80
Variety of Options	Average	
Process	Good	

Fees and Charges		110
Small Account (5K)	Excellent	
Medium Account (50K)	Excellent	
Large Account (100K)	Excellent	

Insurance Covers and Costs		80
Death Insurance	Not Offered	
Death & Disablement	Excellent	
Income Protection	Good	

Advice and Education		80
Member Education	Good	
Advice Services	Average	

Administration		80
Structure & Service	Average	
Employer Servicing	Excellent	

Governance		80
Trustee Structure & Risk	Good	

What We Say

CSC PSS accumulation plan (PSSap) was established 1 July 2005 to meet the super needs of Australian Government employees.

A menu of 11 investment options is provided including 4 diversified options and 7 single sector options. Investment performance has been good over the short and long-term, comparing well against the SuperRatings Indices across most options.

Fees for smaller account balances are amongst the lowest in the industry, with higher account balances also providing good value to members. There are no entry/exit or withdrawal fees and members are entitled to 2 free switches per annum.

CSC PSSap members have compulsory Death and Total & Permanent Disablement (TPD) insurance plus access to Income Protection insurance, offered at competitive premiums. Income Protection insurance offers a maximum of 75% of salary to a maximum of \$20,000 per month and a 90 day waiting period, that can be reduced to 30 or 60 days.

Members of this fund also have access to low cost banking services through Members Equity Bank and financial planning services through State Super Financial Planning. Access to financial advice services include free in-house and public workshops around Australia.

CSC PSSap was issued an Infinity Recognised award in 2011 for demonstrating excellent environmental and social principles.

What They Say

A profit for members fund.

Competitive fees with employer paying administration fee.

Benefits of economies of scale due to co-investment with PSS.

No commissions paid to financial planners.

Comprehensive insurance at competitive rates.

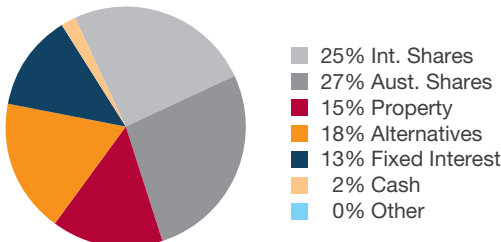
A government fund with strong employer relationships and efficient automatic electronic interaction.

Comprehensive online member access and information.

Employer hosted 'At work for you' seminars.

Investment Allocation

CSC PSS Accumulation Plan - Trustee Choice

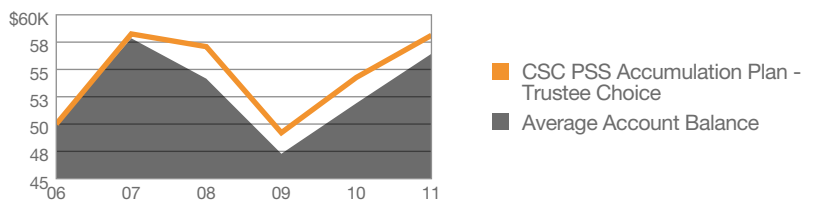


Core Investment Options Available

Diversified Options	Growth Assets %	Single Sector Options
Aggressive	80%	Australian Shares
Trustee Choice	72%	International Shares
Conservative	24%	Property
Balanced	52%	Cash
		Government Bonds
		Single Manager Options
		Not Available
		Individual Shares
		Not Available

Fees & Charges

CSC PSS Accumulation Plan - Trustee Choice



The SuperRatings Super Accumulation Index measures \$50K invested using actual net returns and fees over the last 5 years as per current PDS. Excludes the cost of insurance.

Typical Fees on \$50K

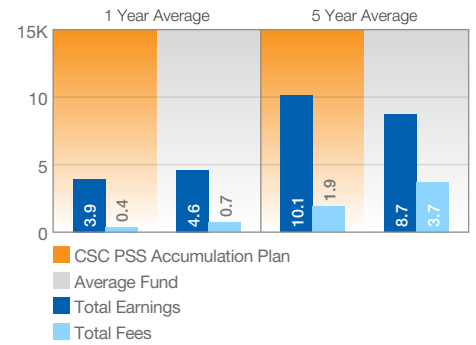
Member Fee (pa)	\$0	Fee Comparison on \$50K	
Contribution Fee	0%	CSC PSS Accumulation Plan	\$380
Withdrawal Fee	\$0	Basic Fees	
Asset Admin Fee (%pa)	0.00%	Average Fees	\$735
Investment Fee (%pa)	0.76%	Better than Average	✓
Switching Fee	\$20	Modelled on small employer group	
Trustee Fee	\$0		
Employer Size Discounts	No		
Account Size Discounts	No		

Investment Performance Key Options

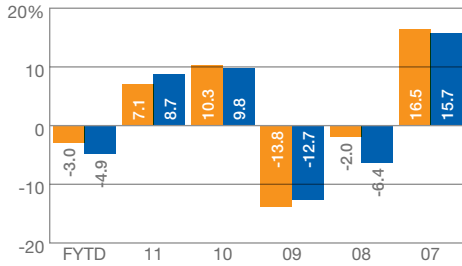
	FYTD	2011	2010	2009	2008	2007	5yr Av*
Trustee Choice	-3.0	7.1	10.3	-13.8	-2.0	16.5	2.8
Balanced (Industry Average)	-4.9	8.7	9.8	-12.7	-6.4	15.7	2.5
Aggressive	-4.4	7.8	12.4	-16.8	-5.2	20.3	2.5
Australian Shares	-10.9	10.3	13.1	-14.6	-14.5	25.8	2.8
International Shares	-8.6	9.3	11.1	-30.5	-9.7	21.5	-1.6
Conservative	-0.3	6.4	8.6	-4.2	0.8	9.1	3.9
Property	1.9	7.4	5.8	-1.8	13.1	17.7	6.7
Cash	1.1	4.2	3.4	4.5	5.9	5.2	4.6
CPI	na	3.6	3.1	1.5	4.5	2.1	2.9

* Compound average 5 years per annum to 30 June 2011. FYTD to 30 September 2011.

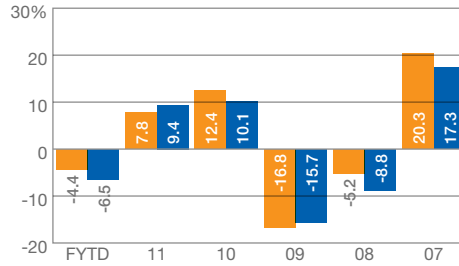
Net Benefit to Members



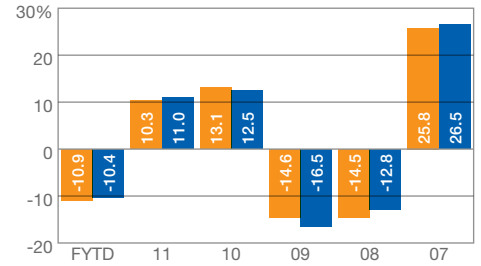
Trustee Choice



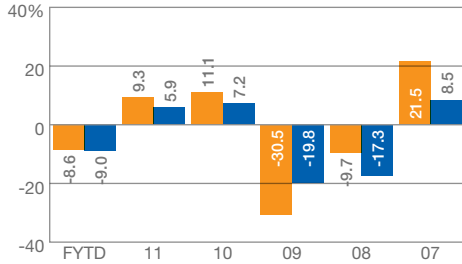
Aggressive



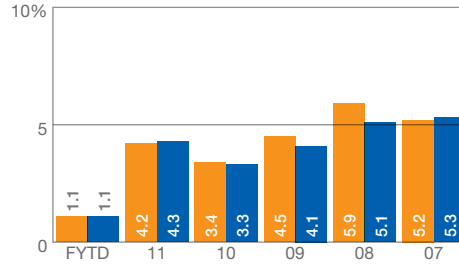
Australian Shares



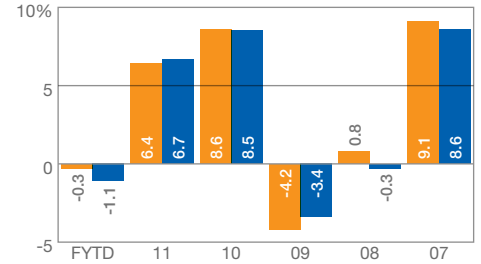
International Shares



Cash



Conservative



■ CSC PSS Accumulation Plan ■ SR Index

Insurance Estimator Annual cost of \$1000 Insurance (Extract)

Age*	Death & TPD				Income Protection 30-Day Wait Period			
	Blue Collar \$		White Collar \$		Blue Collar \$		White Collar \$	
	Male	Female	Male	Female	Male	Female	Male	Female
25	0.44	0.44	0.44	0.44	4.21	4.21	4.21	4.21
30	0.47	0.47	0.47	0.47	4.70	4.70	4.70	4.70
35	0.59	0.59	0.59	0.59	6.03	6.03	6.03	6.03
40	0.87	0.87	0.87	0.87	8.15	8.15	8.15	8.15
45	1.40	1.40	1.40	1.40	11.28	11.28	11.28	11.28
50	2.43	2.43	2.43	2.43	16.02	16.02	16.02	16.02
55	4.05	4.05	4.05	4.05	23.52	23.52	23.52	23.52
60	6.33	6.33	6.33	6.33	36.47	36.47	36.47	36.47

Annual Cost of Insurance = required Cover (in thousands) x Relevant Unit Cost

* Based on age next birthday

Fund Extras

Financial Planning	✓
Health Insurance	✗
Home Loans	✓
On-line access	✓
On-line transactions	✓
6-Monthly Statements	✓
Member Newsletter	✓

About this Fund

Division Assessed	Employer
No. of Members	109,816
Fund Size	\$2,768,363,871
Fund Start Date	2005
Target Market	Public Sector
Public Offer	✗
Fund Type	Government

SuperRatings Assessment

SuperRatings' overall rating of a product is provided by our Platinum, Gold, Silver and Other ratings. The product's assessment across individual components such as investments, insurance and fees is split across quartiles represented by road signs. For instance, "110" denotes the best 25% of performers.

Excellent	110	In the fast lane Premium performer in this area. Well above benchmark
Good	80	Comfortable pace Better than most funds. Above benchmark
Average	60	Cruising Placed close to benchmark
Below Average	40	Traffic Congestion Not quite up to speed. Lower than benchmark
Caution		Proceed with caution Not offered or cannot be identified or understood
Concern		Requires maintenance Real problems in this area



Warning: SuperRatings is a holder of an Australian Financial Services Licence (no. 311880).

The assessment we make of funds and their subsequent ratings is of a general nature only and is prepared without taking into account any reader's objectives, financial situation or needs. The information is not guaranteed to be accurate or complete. Because of this you should, before acting on the information, consider its appropriateness to your own financial objectives, situation and needs and you may wish to obtain personal financial advice on the matter from a financial adviser. Before you make a decision regarding any of the products discussed in this report you should obtain and consider a copy of the relevant Product Disclosure Statement from the product issuer.

* Past performance is not a reliable indicator of future performance. #Modelled on a small (\$500K) employer size. Discounts for larger employers may be obtainable.#.